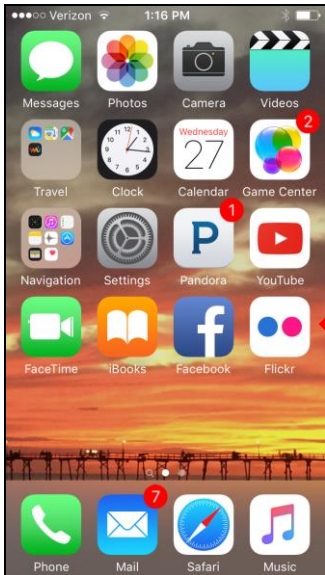
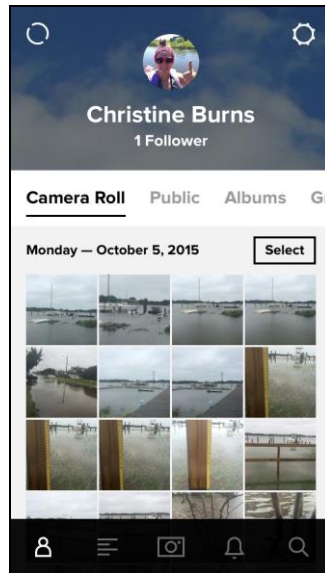


Adding photos to Flickr via a smart phone:


If you have a personal camera that you like to use or you don't have a smart phone, the web browser is a great way to upload your photos to the King Tides Project. If you do have a smart phone, then the Flickr app allows you to take pictures and instantly upload them. The nice thing about photos uploaded from a smart phone is that they are automatically geotagged which makes it very easy for us to go back and visit these king tides sites to collect further data.



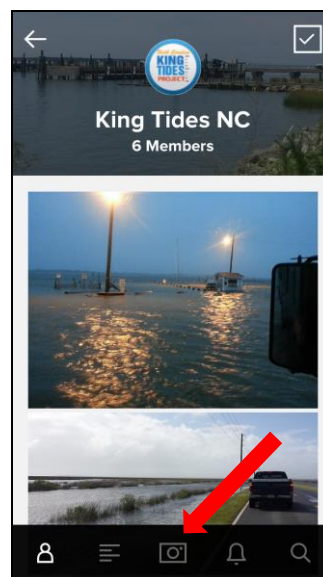
Download the Flickr app and log in



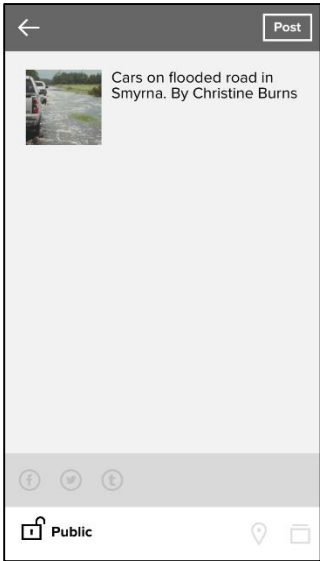
Your profile will show up similarly to how it looks on the website.



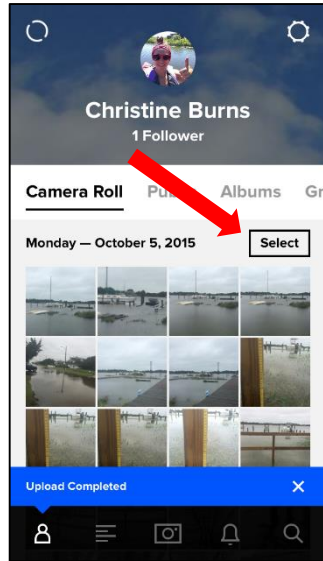
If you are not already a member of the King Tides NC group, you can join it.



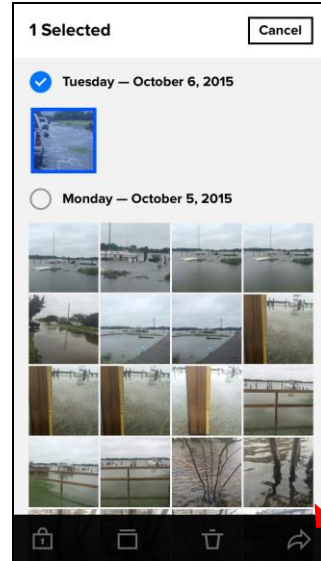
From here you simply click on the camera icon at the bottom middle of the screen (top middle on some android phones). From there you can access photos you've already take or take a new photo.



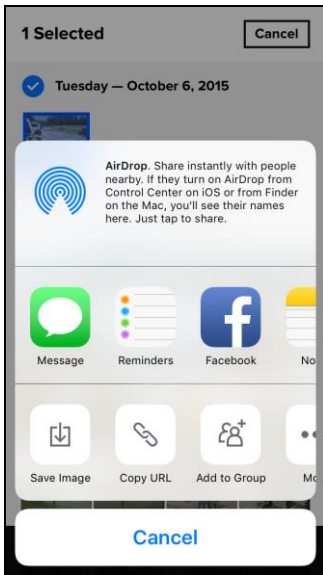
You will be prompted to give your photo a title and description.




Once your upload is complete, you will need to add it to the group.



Then choose all the photos that you would like to add to the group and click the arrow.



Then select the "Add to Group" button.



Choose King Tides NC and select "Done."